

Application  
of  
Knowledge

Activity-  
Based  
Curriculum

# Islamic Studies

## Part-1

Nurturing  
Moral  
Generations



**aalim**  
Learning App

**MUHSIN T**

## INSTRUCTIONS TO TEACHERS

- 1-We have given very little text content in this book. Teachers have to explain the various concepts to students after listening to teacher's manual.**
- 2-Teachers should motivate students to do all activities in this book.**
- 3-Mentors are requested to remind parents to do the 'activities for parents' section provided at the end of each chapter.**
- 4-This textbook will provide a wide range of questions. During live sessions, the teacher must ask those questions, and students should be allowed to express their opinions and thoughts.**

## INSTRUCTIONS TO PARENTS

- 1-Please remind students to do all activities in this book.**
- 2-Parents must implement good habits taught through this book. Parental efforts are important in bringing about beneficial changes in children.**
- 3-There will be an 'Activity for Parents' section after every lesson. You are requested to read and do all those activities with your child.**

# CONTENTS

CHAPTERS	PAGE
1. LET'S EXPLORE A FOREST	6
2. ALLAH CREATED BIRDS AND ANIMALS	9
3. QUIZ ABOUT BIRDS AND ANIMALS	13
4. ALLAH NURTURED US..?	16
5. ALLAH GAVE ME A LOVELY FAMILY	18
6. LOOK AT OUR BODY PARTS	20
7. LEARN ABOUT ALLAH THROUGH QURAN	23
8. SURAH AL-IKHLAS	26

# CONTENTS

CHAPTERS	PAGE
9. LET'S SAY SALAM	28
10. ALLAH IS AL-KHALIQ	33
11. LET'S SAY IN SHA ALLAH	38
12. DUA FOR KNOWLEDGE	40
13. I WILL PRACTICE GOOD HABITS THROUGH MY PRACTICAL SHEET	43
14. LET'S RECITE THIS PLEDGE LOUDLY	48
15. I LOVE MY PROPHET MUHAMMED (S)	54
16. A QUIZ ABOUT PROPHET MUHAMMED (S)	56



1

LET'S EXPLORE

A FOREST



**Assalamu Alaikum Wa Rahmathullah.**

**Hi Friends, How are you?**

**Do you enjoy traveling?**

**Have you visited any tourist places?**

**If yes, where?.....**

**Which is your favorite tourist place?.....**

**Have you ever seen a forest?.....**

**If yes, which forest?.....**



➡ How is this forest?

➡ It is very beautiful, right?

○ If you get an opportunity to visit this forest, What would you do there?



## ACTIVITY

▶ What are the things we see in a forest?

○ Can you write it down here?

- 1.
- 2.
- 3.
- 4.
- 5.
- 6.
- 7.
- 8.
- 9.
- 10.

### Activity for parents

When they see trees or forests around them, remind them that Allah is the creator of all woods and trees.





2

## ALLAH CREATED BIRDS AND ANIMALS




## ALLAH CREATED ALL ANIMALS

Which are these animals..?



# ALLAH CREATED ALL BIRDS


Which are these birds...?





## ACTIVITY

- Which is your favorite animal?.....
- Which is your favorite bird? .....
- Do you like cats?.....
- If you get an opportunity to buy a pet, which pet would you prefer to own?  
.....



### DID YOU KNOW.....?

We should always remember Allah when we see birds and animals.

### Activity for parents

When they see trees and forests around them, remind them that Allah is the creator of all woods and trees.



## ACTIVITY



Let's say loudly,

**"Next time when I see  
birds and animals I will  
remember Allah."**



### Activity for parents

When we see birds like crows or hens,  
we should explain that Allah created  
them all.

# 3

## QUIZ ABOUT

# BIRDS & ANIMALS

### ○ LET'S TEST YOUR KNOWLEDGE

#### QUESTIONS

- 1- Which is the tallest animal in the world?
- 2- Which is the biggest bird in the world?
- 3- Which is the fastest animal in the world?
- 4- Which is the National animal of India?
- 5- Which is the State animal of Kerala?

#### ANSWERS:

1- Giraffe

2- Ostrich

3- Cheetah

4- Tiger

5- Elephant



GIRAFFE



OSTRICH



CHEETAH



TIGER



ELEPHANT

## DID YOU KNOW?

- ✿ Allah designed all animals and birds.
- ✿ Allah created all animals differently.
- ✿ Allah gave different powers to different animals.

## Activity for parents

- 1-Ask your child interesting general knowledge questions.
- 2-Also, try to gift good books based on their age,which will help your child to learn more general knowledge .
- 3-We must encourage children to engage in a variety of quizzes.Which will assist them in falling in love with learning.
- 4- You are requested to read books in front of your child. It will motivate them to read and study more. Besides, we have to be a role model for them in reading.

# 4 ALLAH NURTURED US

Have you seen your childhood photos...?

Allah Nurtured Us.

6 MONTHS



2 YEARS



5 YEARS



10 YEARS





➡ Allah Is Nurturing All Animals And Birds.





## ACTIVITY

- Go and look at your image in the mirror and thank Allah for giving you life.



### Activity for parents

Show your child photos of their childhood and remind them that Allah created and nurtured them.

# ALLAH GAVE 5 US PARENTS



- > Do you love your parents?
- > Why do you love them?
- > How do your parents help you in your everyday life?



## ACTIVITY

- ▶ We should pray for our parents.
- Do you know the dua for parents?

رَبِّ اَرْحَمُهُمَا كَمَا رَبَّيَانِي صَغِيرًا

My Lord, have mercy upon them (parents) as they brought me up [when i was] small.

### ▶ Let's Pray For Our Parents

- Thank your parents by mentioning their favors.
- Pray for your parents after performing salah.
- Recite or send a voice note of dua for parents to your mentor.

### Activity for parents

We should pray for our parents  
in front of our child.  
So that they will pray for us in future.  
In Sha Allah.

LET'S LOOK  
**6** AT OUR BODY PARTS

Who gave us an amazing body?



**HANDS**



**EYE**




**EAR**



## ACTIVITY

▶ **Let's thank Allah for giving us beautiful body parts. Touch each of your body parts and say thanks to Allah.**



### Activity for parents

**Body parts are a blessing of Allah. So you should help them to express their gratitude to Allah for their beautiful body.**



## ACTIVITY

○ Read the following sentences loudly.

1 - Thank you Allah for giving me eyes.

2 - Thank you Allah for giving me ears.

3- Thank you Allah for giving me a nose.

4- Thank you Allah for giving me hands.

5- Thank you Allah for giving me legs.

6- Thank you Allah for giving me hairs.

7- Thank you Allah for giving me fingers.

8- Thank you Allah for giving me lips.

9- Thank you Allah for giving me teeth.

10- Thank you Allah for giving me a

beautiful face.

# LEARN ABOUT ALLAH 7 THROUGH QURAN



- We can learn more about Allah through Quran.
- Quran is the word of Allah revealed for humans.
- Quran is a gift for us.





- Allah is only one.
- Allah can see us but we can't see Allah from the earth.
- We have parents. But Allah has no parents or children.
- We eat and drink but Allah does not eat or drink.
- We will die but Allah is ever-living.
- We sleep every day, but Allah never sleeps or rests.



## ACTIVITY

▶ Take a paper and write:-

**“This is a gift from Allah”**

**Then place the paper along with a Quran and send the photo to your mentor.**

### Activity for parents

1-You are requested to recite Quran in front of your child. So that they will start understanding the importance of the Quran reading habit from their childhood itself.

2-We have to offer some gifts for learning different surahs of Quran.

# SURAH 8 AL-IKHLAS

➤ Surah Al-Ikhlās is one of the most important surahs in the Quran.

○ Let's recite loudly,

قُلْ هُوَ اللَّهُ أَحَدٌ ١

Say, "He is Allah , [who is] One,

اللَّهُ الصَّمَدُ ٢

Allah , the Eternal Refuge.

لَمْ يَكِدْ وَلَمْ يُولَدْ ٣

He neither begets nor is born,

وَلَمْ يَكُنْ لَهُ كُفُوًا أَحَدٌ ٤

Nor is there to Him any equivalent."

## Activity for parents

Reciting Surah Al-Ikhlās is equivalent to reciting one-third of the Quran. Also, there are many great benefits for reading surah Al-Ikhlās. So you are requested to recite surah Al-Ikhlās frequently especially in front of your child. So that it would become a habit in their life as well.

## LET'S 9 SAY SALAM


▶ Do you say salam to everyone?

- I will always say Assalamu Alaikum Warahamathullahi Wabarakathuhu.

السلام عليكم ورحمة الله وبركاته



➤ I love my Allah and I will always wish and pray for well-being of others.



The meaning of Islamic greeting is “May peace, mercy and blessings of Allah be upon you”.

➤ I will say salam during the following situations.

## 1 HOUSE GREETING



○ We should say Salam when we enter & leave our home.

## 2 SCHOOL GREETING



○ We should say Salam to our Muslim friends in school.

○ We should say Salam to our parents after reaching home from school.

## 3 KIDS GREETING WITH ELDERLY



○ We should say Salam to all elders like grandfather & grandmother.

○ We should say Salam when we meet our teachers and neighbours.

## 4 WHILE USING MOBILE

○ We should say Salam when we chat or call our friends and relatives.







## ACTIVITY

- ▶ **Learn to say Salam and its reply with the correct pronunciation and recite to your mentor.**

### Activity for parents

- 1-We should practice Islamic greetings in your home. It will become a habit in the child if their parents greet them as taught by our prophet (PBUH).
- 2-Whenever they go outside or go to school, teach them to greet salam. Also practice saying salam when they return from school or outside of the home.
- 3-We should practice this sunnah on different occasions such as phone calls, daily interactions..etc.

ALLAH IS  
10 AL-KHALIQ الخالق



➡ We know only 99 names of Allah.



Allah has numerous names.

We don't even know how many names he has.

However, we know only 99 names.

➡ Al Khaliq الخالق is one of the most important names of Allah.

Allah is Al Khaliq الخالق

- Al Khaliq (الخالق) means The Creator.
- Allah is the creator of everything in this universe.



▶ Allah created everything in the world.

1 WATER



2 TREES



3 FRUITS



➡ Allah created everything in the world.

## 4 VEGETABLES



## 5 SKY



## 6 HUMAN





## ACTIVITY

### Activity for parents

Show different creations of Allah in your surroundings such as: sky, moon, sun, mountains, trees, animals, and birds, and tell your children that Allah is Al-Khaliq, ie: The creator of everything in this world.

- ▶ Do you often say In Sha Allah?
- ▶ When do you say it?
- ▶ In Sha Allah means "If Allah Wills"

We should say In Sha Allah when we mention something to be done in the future.



▶ Let's read loudly,

- In Sha Allah, I will meet you tomorrow.
- In Sha Allah, I will give you a gift.
- In Sha Allah, I will come to your house.
- In Sha Allah, I will call you next month.



## ACTIVITY

■ Write 10 sentences using 'In Sha Allah' and recite it to your mentor.

- 1.
- 2.
- 3.
- 4.
- 5.
- 6.
- 7.
- 8.
- 9.
- 10.

### Activity for parents

We should remind our child to say In sha Allah.



# 12 DUA FOR KNOWLEDGE




▶ We should Always pray for increasing our knowledge.

○ Dua For knowledge,

رَبِّ زِدْنِي عِلْمًا

○, My Lord! Increase me in Knowledge



**Do you know that  
we will be rewarded  
by Allah when we  
learn in school?**

**Our beloved Prophet Muhammed (s)  
said:**

**“Whoever follows a path in the pursuit of  
knowledge, Allah will make the path to  
Jannah (Paradise) easy for him”.**



## ACTIVITY

- ▶ Take the Quran in your right hand and school books in your left hand and recite dua for knowledge to your mentor.

### Activity for parents

- 1- We must give equal importance to our child's Islamic education as well as school education. Whenever they start their studies we should remind them to recite dua for knowledge.
- 2- Motivate children to start by reading the Qur'an during study hours.

I WILL PRACTICE GOOD HABBITS

# 13 THROUGH MY PRACTICAL SHEET

➡ I love my Allah, I will always remember him through different duas.

## Daily Life Practical Sheet

5 SALAHS	DUA OF SLEEP	DUA OF TOILET	DUA OF EATING
✓	✓	✓	✓
✓	✓	✓	✓
✓	✓	✗	✓
✓	✓	✓	✗

This practical sheet will remind you to pray 5 times and recite daily life duas.

Let's revise daily and learn these duas:

### 1 Wakeup From Bed

الْحَمْدُ لِلَّهِ الَّذِي أَحْيَانَا بَعْدَ مَا أَمَاتَنَا وَإِلَيْهِ النُّشُورُ

All praise is for Allah who gave us life after having taken it from us and unto Him is the resurrection.

### 2 Before Sleep

بِسْمِكَ اللَّهُمَّ أَمُوتُ وَأَحْيَا

In Your name O Allah, I live and die

### 3 Entering Toilet

اللَّهُمَّ إِنِّي أَعُوذُ بِكَ مِنَ الْخُبْثِ وَالْخَبَائِثِ

O Allah, I take refuge with you from all evil and evil-doers.

#### 4 Return from Toilet

عُفْرَانِكَ

I ask You (Allah) for forgiveness.

#### 5 Before Food

بِسْمِ اللَّهِ

In the name of Allah.

#### 6 After Food

الْحَمْدُ لِلَّهِ الَّذِي أَطْعَمَنَا وَسَقَانَا وَجَعَلَنَا مِنَ الْمُسْلِمِينَ

Praise be to Allah Who has fed us and given us drink and made us Muslims.

## 7 Forget To Say Bismillah While Eating Food

بِسْمِ اللَّهِ أَوَّلُهُ وَآخِرُهُ

**In the Name of Allah, in the beginning,  
and in the end.**



## ACTIVITY

- ▶ Mark in your practical sheet and show your daily life practical sheet to your mentor every week.

### Activity for parents

We must remind our children to do their practical sheets regularly. Also we should remind them to recite their daily life duas. We should keep on reminding them until it becomes a habit in their life.



LET'S RECITE

## 14 THIS PLEDGE LOUDLY

- 1 In Sha Allah, I will Try to Pray 5 Times Daily.
- 2 In Sha Allah, I will Pray for My Parents Daily.
- 3 In Sha Allah, I will Obey My parents.
- 4 In Sha Allah, I will Recite Daily Life Duas.
- 5 In Sha Allah, I will Learn and Revise Quran.
- 6 In Sha Allah, I will Spend Time on My Madrasa Studies Daily.
- 7 In Sha Allah, I will Do All activities in My Daily Life Practical Sheet.



# QUIZ

## QUESTIONS

## ANSWERS:

1. Who created the forest, trees, animals, and birds?

**ALLAH**

2. Allah created everything in the forest except the water.  
True or False.

**FALSE**

3. Allah created animals but their strength is not given by Allah.  
True or False.

**FALSE**

4. We should always pray to Allah for increasing our knowledge. True or False.

**TRUE**

## QUESTIONS

## ANSWERS:

5. Who gives the birds the ability to fly?
6. Who beautifully designed the animals & birds?
7. Which is the tallest animal in the world?
8. Which is the biggest bird in the world?
9. Which is the fastest animal in the world?
10. Which is the National animal of India?
11. Which is the state animal of Kerala?
12. Allah is one.  
True or False.

**ALLAH**

**ALLAH**

**GIRAFFE**

**OSTRICH**

**CHEETA**

**TIGER**

**ELEPHANT**

**TRUE**

## QUESTIONS

## ANSWERS:

13. Can we see Allah from the earth?

NO

14. \_\_\_\_\_ is the word of Allah?

QURAN

15. Allah has many children. True or False.

FALSE

16. Can we pray to others rather than Allah?

NO

17. We should say salam when we enter and leave our house.

TRUE

18. Should we say Salam when we meet our friends?

YES

19. Allah has a father & mother like us. True or False.

FALSE

## QUESTIONS

## ANSWERS:

20. Allah is known as the creator of all.  
True or False.

**TRUE**

21. Allah created everything in the world except the forest.  
True or False.

**FALSE**

22. How many names does Allah have?

**99**

23. "Whoever follows a path in the pursuit of knowledge, Allah will make a path to ..... easy for him".

**JANNAH**

24. When should we say In Shaa Allah?

**When we say something to be done in the future**

## QUESTIONS

## ANSWERS:

25. What is the meaning of "In Shaa Allah"?

If  
Allah  
Wills


26. To whom did Allah reveal the Quran?

To  
Mankind

27. Why should we remember Allah when we see an animal or a bird?

Because  
Allah is  
the  
creator

I LOVE MY  
**15** PROPHET MUHAMMED (S)




## DID YOU KNOW.....?


Do you know who taught us  
about Allah?

Prophet Muhammed (s) taught  
us about Allah.

KAABA



MASJIDU NABA VI



- Prophet Muhammed (s) was born in Makkah.
- Makkah is located in Saudi Arabia.



CAVE HIRA

- The first verses of Qur'an was revealed from the cave hira.
- Quran was revealed to Prophet Muhammed (S) at the age of 40.

We should make Prophet Muhammed (S) our role model.



16

## A QUIZ ABOUT PROPHET MUHAMMED (S)

### QUESTIONS

### ANSWERS:

1. Who was the mother of Prophet Muhammed (S)?

Amina

2. Who was the father of Prophet Muhammed (S)?

Abdullah

3. Where was Prophet Muhammed (S) born?

Makkah

4. People called Prophet Muhammed(S).....

Al-Ameen

## QUESTIONS

## ANSWERS:

5. Where did Prophet Muhammed (S) die?
6. Which book was revealed to Prophet Muhammed (S)?
7. To where did Prophet Muhammed (S) migrate?
8. Quran was revealed to Prophet Muhammed (S) at the age of.....
9. Allah revealed Quran firstly in the..... Cave.
10. Al Ameen means.

**Madinah**

**Quran**

**Madinah**

**40**


**Hira**

**Trustworthy**



## ACTIVITY

▶ Let's say loudly,  
Prophet Muhammed (s) is my role  
model.



### DID YOU KNOW.....?

Prophet Muhammed (S) never  
said a lie in his entire life.

Have you ever told lies? If yes,  
When...?  
Don't lie, even for a joke.

### Activity for parents

We must tell good bedtime stories to our children. You have to tell stories from the life of our Prophet Muhammed (s) and other stories from Quran. It will help them to study and understand various moral lessons. Also, motivate them to study Islamic history and Quran.

## DAILY LIFE DUAS

### 1 Wakeup From Bed

الْحَمْدُ لِلَّهِ الَّذِي أَحْيَانَا بَعْدَ مَا أَمَاتَنَا وَإِلَيْهِ النُّشُورُ

All praise is for Allah who gave us life after having taken it from us and unto Him is the resurrection.

### 2 Before Sleep

بِسْمِكَ اللَّهُمَّ أَمُوتُ وَأَحْيَا

In Your name O Allah, I live and die.

### 3 Entering Toilet

اللَّهُمَّ إِنِّي أَعُوذُ بِكَ مِنَ الْخُبْثِ وَالْخَبَائِثِ

O Allah, I take refuge with you from all evil and evil-doers.

#### 4 Return From Toilet

عُفْرَانَكَ

I ask You (Allah) for forgiveness.

#### 5 Before Food

بِسْمِ اللَّهِ

In the name of Allah.

#### 6 After Food

الْحَمْدُ لِلَّهِ الَّذِي أَطْعَمَنَا وَسَقَانَا وَجَعَلَنَا مِنَ الْمُسْلِمِينَ

Praise be to Allah Who has fed us and given us drink and made us Muslims.

## 7 Forget To Say Bismillah While Eating Food

بِسْمِ اللَّهِ أَوَّلُهُ وَآخِرُهُ

**In the Name of Allah, in the beginning,  
and in the end.**

## 8 Islamic Greeting

السَّلَامُ عَلَيْكُمْ وَرَحْمَةُ اللَّهِ وَبَرَكَاتُهُ

**May the peace, mercy, and blessings  
of Allah be upon you.**

وَعَلَيْكُمْ السَّلَامُ وَرَحْمَةُ اللَّهِ وَبَرَكَاتُهُ

**And peace and mercy and blessings  
of Allah be upon you.**

9 Before Wudhu

بِسْمِ اللَّهِ

In the name of Allah.

10 Removing Clothes

بِسْمِ اللَّهِ

In the name of Allah.

11 Sneezing

الْحَمْدُ لِلَّهِ

All praise is for Allah.

## 12 Reply For Sneezing

يَرْحَمُكَ اللَّهُ

May Allah have mercy upon you.

يَهْدِيكُمْ اللَّهُ وَيُصْلِحُ بَالَكُمْ

May Allah guide you and set your affairs in order.

## 13 For Thanking Someone

جَزَاكَ اللَّهُ خَيْرًا

May Allah reward you with good.

## 14 While Hearing Death Or Calamity

إِنَّا لِلَّهِ وَإِنَّا إِلَيْهِ رَاجِعُونَ

Indeed we belong to Allah, and indeed to Him we will return.



## 15 While Getting Angry

أَعُوذُ بِاللَّهِ مِنَ الشَّيْطَانِ الرَّجِيمِ

I seek refuge with Allah against the Satan, the outcast.

## 16 Dua After A Meeting

سُبْحَانَكَ اللَّهُمَّ وَبِحَمْدِكَ، أَشْهَدُ أَنْ لَا إِلَهَ إِلَّا أَنْتَ  
أَسْتَغْفِرُكَ وَأَتُوبُ إِلَيْكَ

Glory is to You, O Allah, and praise is to You. I bear witness that there is none worthy of worship but You. I seek Your forgiveness and repent to You.

## 17 Dua For Parents

رَبِّ اَرْحَمْهُمَا كَمَا رَبَّيَانِي صَغِيرًا

My Lord, have mercy upon them (parents) as they brought me up [when i was] small.

## 18 Dua To Win In Both Worlds

رَبَّنَا آتِنَا فِي الدُّنْيَا حَسَنَةً وَفِي الْآخِرَةِ  
حَسَنَةً وَقِنَا عَذَابَ النَّارِ

Our Lord! Give us in this world that which is good and in the Hereafter that which is good, and save us from the torment of the Fire!

# NOTES



A series of 20 horizontal dotted lines for writing notes.

# NOTES



A series of horizontal dotted lines for writing notes, consisting of 18 lines.